

HP Stand 55

mobile stand system

Item.: 9425

The HP Stand 55 is a mobile stand system for a screen with a size from 37 to 65" / 94 - 165 mm.

The VESA standard is supported from 200 x 200 mm (mounting directly on the plate) to a maximum of VESA 800 x 500 mm. The VESA mount can be tilted continuously from -5 to + 15° and can be rotated by 90°.

As a result, the VESA mount offers the possibility of quickly and easily rotating the screen from landscape to portrait orientation without having to disassemble the screen.

The column system is made of high-quality aluminum and has an internal cable routing. It is extremely stable and therefore allows the installation of larger screens.

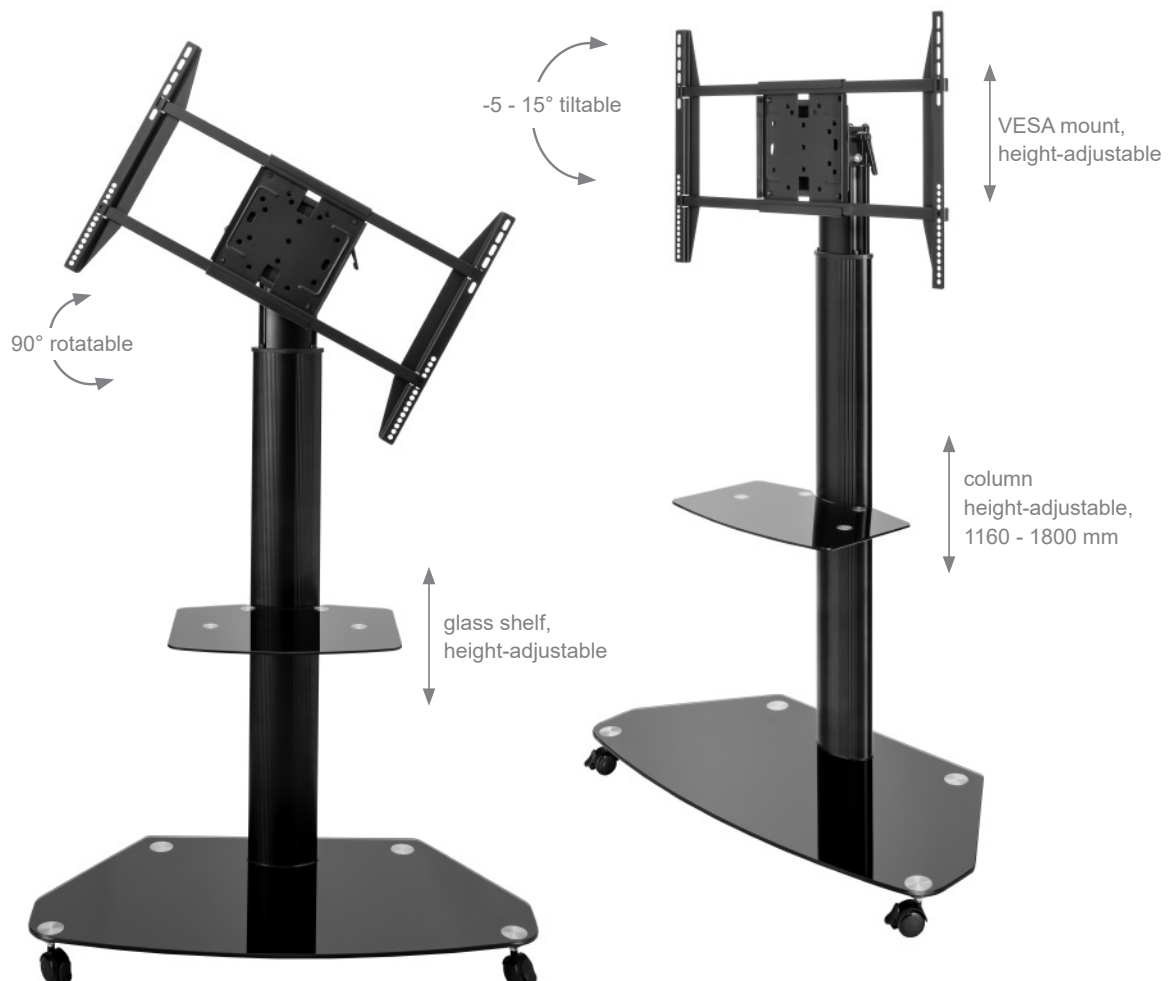
A glass shelf for AV equipment is included in the scope of delivery. It is height-adjustable and can be positioned freely along the column height of 1800 mm.

The column is also height-adjustable between 1160 mm min. and 1800 mm max.. Thanks to the included set of castors the HP Stand 55 can be moved from place to place, the integrated lock-type brakes ensure stability.

The load capacity of the VESA mount is 40 kg max., the glass shelf can carry 15 kg max..

Additional glass shelves or an Disinfectant dispenser can be installed as an option. If necessary several glass shelves can be mounted one above the other.

HP Stand 55 glass shelf (Item no.: 1926)



Technical changes reserved

HP Stand 55

mobile stand system

Item.: 9425

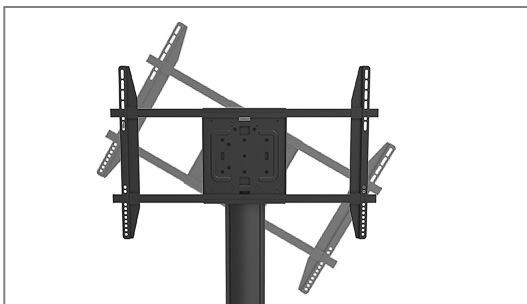
- for screens from 37 - 65" / 94 - 165 cm
- Installation in landscape or portrait format possible
- incl. VESA mount with VESA 200 x 200 mm* min. up to VESA 800 x 500 mm max.
- VESA mount tiltable from -5 to +15°
- VESA mount $\pm 90^\circ$ rotatable
- VESA mount has 40 kg load, max.
- Switch between landscape and portrait format without disassembling the screen
- internal cable routeing
- incl. set of castors with lock-type brake
- Colour: black
- Height: 1160 min. up to 1800 mm max.
- floor space required: W 1000 x D 500 mm
- incl. glass shelf (W 455 x D 324 mm)
- glass shelf 15 kg load, max.
- glass shelf and VESA mount are adjustable in height



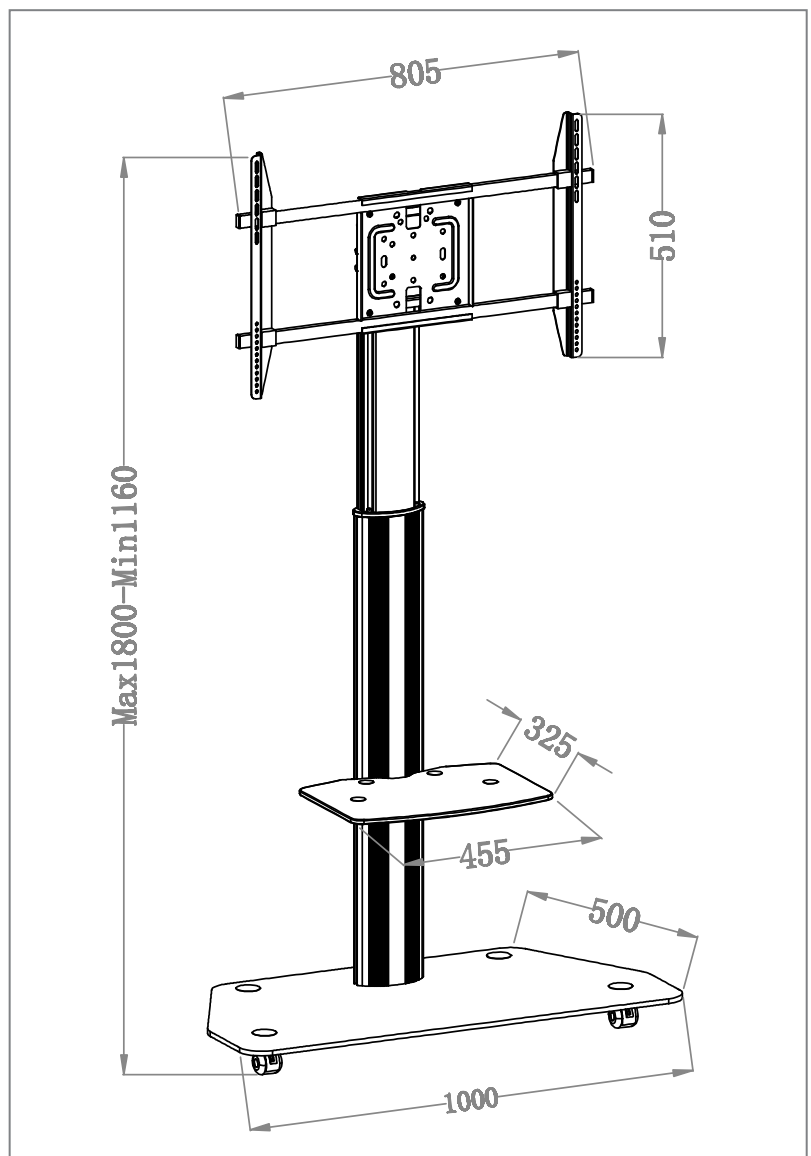
VESA 200 x 200 mm,
Installation directly on the plate



incl. height-adjustable glass shelf



incl. VESA mount up to 800 x 500 mm max., 90° rotatable, -5 to +15° tiltable and height-adjustable



* VESA 200 x 200 mm must be mounted directly on the plate. | Technical changes reserved